

**Disclosure of holding of specified securities and holding of specified securities in dematerialised form  
{Pursuant to Reg.31 of SEBI (Listing obligation and Disclosure Requirement) Regulation, 2015}**

1	Name of the Company	Jindal Stainless (Hisar) Limited
2	Scrip Code	N.A.
3	Shareholding pattern filed under Regulation 31(1)(a) / Reg.31(1)(b) / Reg.31(1)(c)	<b>31(1)(b)</b>
	a. If under regulation 31(1)(b) then indicate the report for the quarter ending	31st December, 2015
	b. If under regulation 31(1)(c) then indicate date of allotment / extinguishment	N.A.

4 Declaration	*YES / *NO
Whether the listed entity has issued any partly paid up shares ?	<b>No</b>
Whether the listed entity has issued any convertible securities or warrants ?	<b>No</b>
Whether the listed entity has any shares against which depository receipts are issued ?	<b>Yes</b>
Whether the listed entity has any shares in locked in ?	<b>Yes</b>
Whether the shares held by promoters are pledged or otherwise encumbered	<b>Yes</b>

\*If the Listed Entity selectsthe option 'No' for the questions above, the columns for the partly paid up shares, Outstanding Convertible Securities/Warrants, depository receipts, locked-in shares, No of shares pledged or otherwise encumbered by promoters, as applicable, shall not be displayed at the time of dissemination on the Stock Exchange website. Also wherever there is 'No' declared by Listed Entity in above table the values will be considered as 'Zero' by default on submission of the format of holding of specified securities.

5 The tabular format for disclosure of holding of specified securities is as follows:




Table I - Summary statement holding of specified securities

Category	Category of shareholder	No. of share holders	No. of fully paid up equity shares held	No. of partly paid-up equity shares held	No. of shares underlying Depository Receipts	Total nos. of shares held	Shareholding as a % of total no. of shares (calculated as per SCRR, 1957)	Number of voting Rights held in each calcs of securities			No. of shares underlying outstanding convertible securities (including warrants)	Shareholding as a % assuming full conversion of convertible securities (as a % of diluted share capital)	No. of locked in shares		No. of shares pledged		No. of equity shares held in dematerialised form
								No. of voting rights	Total as a % of (A+B+C)				No. (a)	as a % of total shares held (b)	No. (a)	as a % of total shares held (b)	
(I)	(II)	(III)	(IV)	(V)	(VI)	(VII) = IV+V+VI	As a % of (A+B+C)	Class - x	Class - y	Total	(x)	(XI) = (VII)+(X) as a % of (A+B+C2)	(XII)	(XIII)	(XIV)		
(A)	Promoter & promoter group	47	11,45,70,990	-	1,67,34,984	13,13,05,974	56.80	-	-	-	-	56.80	2,65,60,440	20.23	7,88,56,625	60.06	13,13,05,974
(B)	Public	45999	9,90,10,121	-	8,69,350	9,98,79,471	43.20	-	-	-	-	43.20	-	-	N.A.	N.A.	9,62,64,149
(C)	Non promoter non public	-	-	-	-	-	-	-	-	-	-	-	-	-	N.A.	N.A.	-
(C1)	Shares underlying DRs	-	-	-	-	-	N.A.	-	-	-	-	-	-	-	N.A.	N.A.	-
(C2)	Shares held by Employee trust	-	-	-	-	-	-	-	-	-	-	-	-	-	N.A.	N.A.	-
	<b>TOTAL</b>	<b>46046</b>	<b>21,35,81,111</b>	<b>-</b>	<b>1,76,04,334</b>	<b>23,11,85,445</b>	<b>100.00</b>	<b>-</b>	<b>-</b>	<b>-</b>	<b>-</b>	<b>100</b>	<b>2,65,60,440</b>	<b>100.00</b>	<b>7,88,56,625</b>	<b>60.06</b>	<b>22,75,70,123</b>





Table I - Statement showing shareholding pattern of the Promoter and Promoter Group

	Category and name of the shareholder	PAN	No. of share holders	No. of fully paid up equity shares held	No. of partly paid-up equity shares held	No. of shares underlying Depository Receipts	Total nos. of shares held	Share holding as a % of total no. of shares (calculated as per SCRR, 1957)	Number of voting Rights held in each class of securities			No. of shares underlying outstanding convertible securities (including warrants)	Share holding as a % assuming full conversion of convertible securities (as a % of diluted share capital)	No. of locked in shares		No. of shares pledged		No. of equity shares held in dematerialised form
									No. of voting rights	Total as a % of (A+B+C)				No. (a)	as a % of total shares held (b)	No. (a)	as a % of total shares held (b)	
(I)	(II)		(III)	(IV)	(V)	(VI)	(VII) = IV+V+VI	As a % of (A+B+C)	Class - x	Class - y	Total	(x)	(XI) = (VII)+(X) as a % of (A+B+C2)	(XII)	(XIII)	(XIV)		
1	<b>Indian</b>		20															
(a)	Individuals / HUF																	
	SAROJ BHARTIA	AAIPB7610F		40	-	-	40	0.00	-	-	-	-	0.00	-	-	40		
	SEEMA JAJODIA	ACJPJ6249H		900	-	-	900	0.00	-	-	-	-	0.00	-	-	900		
	KAMAL KISHORE BHARTIA	AAGPB6148J		1,550	-	-	1,550	0.00	-	-	-	-	0.00	-	-	1,550		
	URVI JINDAL	AGFPJ3837R		11,605	-	-	11,605	0.01	-	-	-	-	0.01	-	-	11,605		
	TANVI JINDAL	AGCPJ0233G		11,995	-	-	11,995	0.01	-	-	-	-	0.01	-	-	11,995		
	TARINI JINDAL	AEEPJ0735P		12,000	-	-	12,000	0.01	-	-	-	-	0.01	-	-	12,000		
	TRIPTI JINDAL	ACXPJ7608J		12,175	-	-	12,175	0.01	-	-	-	-	0.01	-	-	12,175		
	NAVEEN JINDAL	AALPJ2123N		12,768	-	-	12,768	0.01	-	-	-	-	0.01	-	-	12,768		
	R K JINDAL & SONS HUF .	AACHR8177F		13,940	-	-	13,940	0.01	-	-	-	-	0.01	-	-	13,940		
	ARTI JINDAL	ACYPJ7504Q		14,390	-	-	14,390	0.01	-	-	-	-	0.01	-	-	14,390		
	DEEPIKA JINDAL	AAFPJ2847R		69,265	-	-	69,265	0.03	-	-	-	-	0.03	-	-	69,265		
	PARTH JINDAL	AJJPJ6232H		27,575	-	-	27,575	0.01	-	-	-	-	0.01	-	-	27,575		
	PRITHVI RAJ JINDAL	AALPJ2120R		31,298	-	-	31,298	0.01	-	-	-	-	0.01	-	-	31,298		
	S K JINDAL AND SONS HUF .	AAPHS1426R		33,330	-	-	33,330	0.01	-	-	-	-	0.01	-	-	33,330		
	SMINU JINDAL	AAGPJ1586N		43,875	-	-	43,875	0.02	-	-	-	-	0.02	-	-	43,875		
	SANGITA JINDAL	ADDPJ5071E		46,910	-	-	46,910	0.02	-	-	-	-	0.02	-	-	46,910		
	SAJJAN JINDAL	AADPJ5110D		47,748	-	-	47,748	0.02	-	-	-	-	0.02	-	-	47,748		
	P R JINDAL HUF .	AAEHP7501H		58,290	-	-	58,290	0.03	-	-	-	-	0.03	-	-	58,290		
	SAVITRI DEVI JINDAL	ACPPJ0130M		88,573	-	-	88,573	0.04	-	-	-	-	0.04	-	-	88,573		
	NAVEEN JINDAL	AAAHJ3831J		1,07,860	-	-	1,07,860	0.05	-	-	-	-	0.05	-	-	1,07,860		
(b)	Central Govt / State Govt																	
(c)	Financial Institutions / Banks																	
(d)	Any other (Bodies Corporates)		22															
	ROHIT TOWER BUILDING LTD	AAACR1224Q		31,200	-	-	31,200	0.01	-	-	-	-	0.01		31,200	100.00	31,200	

(I)	(II)	PAN	No. of share holders	No. of fully paid up equity shares held	No. of partly paid-up equity shares held	No. of shares underlying Depository Receipts	Total nos. of shares held	Share holding as a % of total no. of shares (calculated as per SCRR, 1957)	Number of voting Rights held in each class of securities			No. of shares underlying outstanding convertible securities (including warrants)	Share holding as a % assuming full conversion of convertible securities (as a % of diluted share capital)	No. of locked in shares		No. of shares pledged		No. of equity shares held in dematerialised form
									No. of voting rights	Total as a % of (A+B+C)				No. (a)	as a % of total shares held (b)	No. (a)	as a % of total shares held (b)	
			(III)	(IV)	(V)	(VI)	(VII) = IV+V+VI	As a % of (A+B+C)	Class - x	Class - y	Total	(x)	(XI) = (VII)+(X) as a % of (A+B+C2)	(XII)	(XIII)	(XIV)		
	NALWA SONS INVESTMENTS LIMITED	AAACJ2734R		3,47,945	-	-	3,47,945	0.15	-	-	-	-	0.15	-	-	3,47,945	100.00	3,47,945
	MEREDITH TRADERS PRIVATE LIMITED	AAACM3504E		4,22,210	-	-	4,22,210	0.18	-	-	-	-	0.18	-	-	4,20,595	99.62	4,22,210
	JSW HOLDINGS LIMITED	AABCJ1531F		4,60,720	-	-	4,60,720	0.20	-	-	-	-	0.20	-	-	4,60,720	100.00	4,60,720
	NALWA ENGINEERING CO LTD	AABCN0619E		7,47,290	-	-	7,47,290	0.32	-	-	-	-	0.32	-	-	7,47,290	100.00	7,47,290
	ABHINANDAN INVESTMENTS LIMITED	AAACA0372L		8,11,350	-	-	8,11,350	0.35	-	-	-	-	0.35	-	-	8,11,350	100.00	8,11,350
	GOSWAMIS CREDITS & INVESTMENTS LTD	AAACG2173R		8,77,795	-	-	8,77,795	0.38	-	-	-	-	0.38	-	-	6,43,500	73.31	8,77,795
	RENUKA FINANCIAL SERVICES LTD	AAACR4748M		8,86,620	-	-	8,86,620	0.38	-	-	-	-	0.38	-	-	8,85,260	99.85	8,86,620
	JINDAL REX EXPLORATION PRIVATE LIMITED	AABCJ8420H		9,29,730	-	-	9,29,730	0.40	-	-	-	-	0.40	-	-	9,29,730	100.00	9,29,730
	MANJULA FINANCES LTD	AAACM6990N		10,12,080	-	-	10,12,080	0.44	-	-	-	-	0.44	-	-	10,11,000	99.89	10,12,080
	EVER PLUS SECURITIES AND FINANCE LIMITED	AAACE2672H		11,57,835	-	-	11,57,835	0.50	-	-	-	-	0.50	-	-	11,57,835	100.00	11,57,835
	STAINLESS INVESTMENTS LIMITED	AAFCS9433H		14,42,895	-	-	14,42,895	0.62	-	-	-	-	0.62	-	-	14,42,895	100.00	14,42,895
	NALWA INVESTMENTS LIMITED	AAACN0171G		17,07,110	-	-	17,07,110	0.74	-	-	-	-	0.74	-	-	17,07,110	100.00	17,07,110
	COLARADO TRADING CO LTD	AACCC1700E		20,74,930	-	-	20,74,930	0.90	-	-	-	-	0.90	-	-	20,23,165	97.51	20,74,930
	GAGAN TRADING COMPANY LIMITED	AAACG1829Q		24,54,295	-	-	24,54,295	1.06	-	-	-	-	1.06	-	-	24,49,070	99.79	24,54,295
	SIDDDESHWARI TRADEX PRIVATE LIMITED	AATCS0974M		27,55,890	-	-	27,55,890	1.19	-	-	-	-	1.19	-	-	27,55,890	100.00	27,55,890
	MANSAROVER INVESTMENTS LIMITED	AAACM0211C		37,97,210	-	-	37,97,210	1.64	-	-	-	-	1.64	-	-	37,97,210	100.00	37,97,210
	HEXA SECURITIES AND FINANCE CO LTD	AABCH0944A		49,31,175	-	-	49,31,175	2.13	-	-	-	-	2.13	-	-	49,27,470	99.92	49,31,175



	Category and name of the shareholder	PAN	No. of share holders	No. of fully paid up equity shares held	No. of partly paid-up equity shares held	No. of shares underlying Depository Receipts	Total nos. of shares held	Share holding as a % of total no. of shares (calculated as per SCRR, 1957)	Number of voting Rights held in each class of securities			No. of shares underlying outstanding convertible securities (including warrants)	Share holding as a % assuming full conversion of convertible securities (as a % of diluted share capital)	No. of locked in shares		No. of shares pledged		No. of equity shares held in dematerialised form
									No. of voting rights	Total as a % of (A+B+C)				No. (a)	as a % of total shares held (b)	No. (a)	as a % of total shares held (b)	
(I)	(II)		(III)	(IV)	(V)	(VI)	(VII) = IV+V+VI	As a % of (A+B+C)	Class - x	Class - y	Total	(x)	(XI) = (VII)+(X) as a % of (A+B+C2)	(XII)	(XIII)	(XIV)		
	VRINDAVAN SERVICES PRIVATE LIMITED	AAACV8987C		49,46,705	-	-	49,46,705	2.14	-	-	-	-	2.14	-	-	49,46,705	100.00	49,46,705
	JINDAL STRIPS LIMITED	AABCN7155K		53,14,090	-	-	53,14,090	2.30	-	-	-	-	2.30	-	-	53,14,090	100.00	53,14,090
	JINDAL EQUIPMENT LEASING AND CONSULTANCY SERVICES LTD	AAACJ0091P		57,35,555	-	-	57,35,555	2.48	-	-	-	-	2.48	-	-	57,35,555	100.00	57,35,555
	SUN INVESTMENTS PVT LIMITED	AAACS0389M		92,96,780	-	-	92,96,780	4.02	-	-	-	-	4.02	-	-	92,95,270	99.98	92,96,780
	<b>Total (A)(1)</b>		<b>42</b>	<b>5,27,87,497</b>	<b>-</b>	<b>-</b>	<b>5,27,87,497</b>	<b>22.83</b>	<b>-</b>	<b>-</b>	<b>-</b>	<b>-</b>	<b>22.83</b>	<b>-</b>	<b>-</b>	<b>5,18,40,855</b>	<b>98.21</b>	<b>5,27,87,497</b>
2	Foreign		3															
(a)	Individuals (Non resident individuals / Foreign Individuals)																	
	RATAN JINDAL	AASPJ0852D		74,24,148	-	-	74,24,148	3.21	-	-	-	-	3.21	-	-	-	-	74,24,148
	SARIKA JHUNJHNUWALA	AGTPJ7274N		76,725	-	-	76,725	0.03	-	-	-	-	0.03	-	-	-	-	76,725
	ABHYUDAY JINDAL	AIEPJ2431J		22,180	-	-	22,180	0.01	-	-	-	-	0.01	-	-	-	-	22,180
(b)	Government		-															
(c)	Institutions		-															
(d)	Foreign portfolio investor		-															
(f)	Any other (Foreign bodies corporates)		2															
	JSL OVERSEAS LIMITED	AADCJ2586N		2,65,60,440	-	-	2,65,60,440	11.49	-	-	-	-	11.49	2,65,60,440	100	-	-	2,65,60,440
	JSL OVERSEAS HOLDING LTD	AABCJ9951D		2,77,00,000	-	1,67,34,984	4,44,34,984	19.22	-	-	-	-	19.22	-	-	2,70,15,770	60.80	4,44,34,984
	<b>Sub Total (A)(2)</b>		<b>5</b>	<b>6,17,83,493</b>	<b>-</b>	<b>1,67,34,984</b>	<b>7,85,18,477</b>	<b>33.96</b>	<b>-</b>	<b>-</b>	<b>-</b>	<b>-</b>	<b>33.96</b>	<b>2,65,60,440</b>	<b>33.83</b>	<b>2,70,15,770</b>	<b>34.41</b>	<b>7,85,18,477</b>
	<b>Total shareholding of promoter and promoter group (A) = (A)(1)+(A)(2)</b>		<b>47</b>	<b>11,45,70,990</b>	<b>-</b>	<b>1,67,34,984</b>	<b>13,13,05,974</b>	<b>56.80</b>	<b>-</b>	<b>-</b>	<b>-</b>	<b>-</b>	<b>56.80</b>	<b>2,65,60,440</b>	<b>20.23</b>	<b>7,88,56,625</b>	<b>60.06</b>	<b>13,13,05,974</b>





Table III - Statement showing shareholding pattern of public shareholder

	Category and name of the shareholder	PAN	No. of share holders	No. of fully paid up equity shares held	No. of partly paid-up equity shares held	No. of shares underlying Depository Receipts	Total nos. of shares held	Share holding as a % of total no. of shares (calculated as per SCRR, 1957)	Number of voting Rights held in each class of securities			No. of shares underlying outstanding convertible securities (including warrants)	Share holding as a % assuming full conversion of convertible securities (as a % of diluted share capital)	No. of locked in shares		No. of shares pledged		No. of equity shares held in dematerialised form	
									No. of voting rights		Total as a % of (A+B+C)			No. (a)	as a % of total shares held (b)	No. (a)	as a % of total shares held (b)		
									Class - x	Class - y									Total
(I)	(II)		(III)	(IV)	(V)	(VI)	(VII) = IV+V+VI	As a % of (A+B+C)											
1	<b>Institutions</b>																		
(a)	Mutual Funds		21	1,24,19,494	-	-	1,24,19,494	5.37	-	-	-	-	5.37	-	-	N.A.	N.A.	1,24,05,194	
	Reliance Capital Trustee Co. Ltd. A/C Reliance Diversified Power Sector Fund	AAATR0090B		97,40,640	-	-	97,40,640	4.21	-	-	-	-	4.21	-	-	N.A.	N.A.	97,40,640	
	Reliance Capital Trustee Co. Ltd. A/C Reliance Mid & Small Cap Fund	AAATR0090B		26,49,189	-	-	26,49,189	1.15	-	-	-	-	1.15	-	-	N.A.	N.A.	26,49,189	
(b)	Venture Capital Fund		-	-	-	-	-	-	-	-	-	-	-	-	-	N.A.	N.A.	-	
(c)	Alternate Investment Fund		-	-	-	-	-	-	-	-	-	-	-	-	-	N.A.	N.A.	-	
(d)	Foreign venture capital investor		-	-	-	-	-	-	-	-	-	-	-	-	-	N.A.	N.A.	-	
(e)	Foreign portfolio investor		4	1,39,12,471	-	-	1,39,12,471	6.02	-	-	-	-	6.02	-	-	N.A.	N.A.	1,39,10,781	
	Hypnos Fund Limited	AACCH6785N		1,03,01,711	-	-	1,03,01,711	4.46	-	-	-	-	4.46	-	-	N.A.	N.A.	1,03,01,711	
	Albula Investment Fund Ltd	AAHCA3597Q		36,09,070	-	-	36,09,070	1.56	-	-	-	-	1.56	-	-	N.A.	N.A.	36,09,070	
(f)	Financial Institutions / Banks		29	2,35,826	-	-	2,35,826	0.10	-	-	-	-	0.10	-	-	N.A.	N.A.	2,13,266	
(g)	Insurance Companies		3	24,24,934	-	-	24,24,934	1.05	-	-	-	-	1.05	-	-	N.A.	N.A.	24,24,934	
(h)	Provident funds / pension funds		-	-	-	-	-	-	-	-	-	-	-	-	-	N.A.	N.A.	-	
(i)	Any other ( Foreign Institutional Investors)		12	2,63,88,181	-	-	2,63,88,181	11.41	-	-	-	-	11.41	-	-	N.A.	N.A.	2,63,74,441	
	CITIGROUP GLOBAL MARKETS MAURITIUS PRIVATE LIMITED	AAFCS3274C		1,19,04,296	-	-	1,19,04,296	5.15	-	-	-	-	5.15	-	-	N.A.	N.A.	1,19,04,296	
	ELM PARK FUND LIMITED	AACCE7277L		78,22,160	-	-	78,22,160	3.38	-	-	-	-	3.38	-	-	N.A.	N.A.	78,22,160	
	INDIA MAX INVESTMENT FUND	AABCI5500R		38,82,980	-	-	38,82,980	1.68	-	-	-	-	1.68	-	-	N.A.	N.A.	38,82,980	
	<b>Sub Total (B)(1)</b>		<b>69</b>	<b>5,53,80,906</b>	-	-	<b>5,53,80,906</b>	<b>23.96</b>	-	-	-	-	<b>23.96</b>	-	-	N.A.	N.A.	<b>5,53,28,616</b>	
2	Central government / state government / President of Indis		-	-	-	-	-	-	-	-	-	-	-	-	-	N.A.	N.A.	-	
	<b>Sub Total (B)(2)</b>		-	-	-	-	-	-	-	-	-	-	-	-	-	N.A.	N.A.	-	



	Category and name of the shareholder	PAN	No. of share holders	No. of fully paid up equity shares held	No. of partly paid-up equity shares held	No. of shares underlying Depository Receipts	Total nos. of shares held	Share holding as a % of total no. of shares (calculated as per SCRR, 1957)	Number of voting Rights held in each class of securities			No. of shares underlying outstanding convertible securities (including warrants)	Share holding as a % assuming full conversion of convertible securities (as a % of diluted share capital)	No. of locked in shares		No. of shares pledged		No. of equity shares held in dematerialised form
									No. of voting rights	Total as a % of (A+B+C)				No. (a)	as a % of total shares held (b)	No. (a)	as a % of total shares held (b)	
(I)	(II)		(III)	(IV)	(V)	(VI)	(VII) = IV+V+VI	As a % of (A+B+C)	Class - x	Class - y	Total	(x)	(XI) = (VII)+(X) as a % of (A+B+C2)	(XII)		(XIII)		(XIV)
3	<b>Non Institutions</b>																	
(a)	Individual shareholders holding nominal share capital upto Rs.2.00 lac		42893	1,57,31,042	-	-	1,57,31,042	6.80	-	-	-	-	6.80	-	-	N.A.	N.A.	1,28,49,511
	Individual shareholders holding nominal share capital in excess of Rs.2.00 lac		7	8,17,113	-	-	8,17,113	0.35	-	-	-	-	0.35	-	-	N.A.	N.A.	8,17,113
(b)	NBFC registered with RBI		-	-	-	-	-	-	-	-	-	-	-	-	-	N.A.	N.A.	-
(c)	Employees Trusts		-	-	-	-	-	-	-	-	-	-	-	-	-	N.A.	N.A.	-
(d)	Overseas Depositories (holding DR) balancing figure		1	-	-	8,69,350	8,69,350	0.38	-	-	-	-	0.38	-	-	N.A.	N.A.	8,69,350
(e)	Any other															N.A.	N.A.	
	<b>Non resident Indians</b>		1389	1,04,57,637	-	-	1,04,57,637	4.52	-	-	-	-	4.52	-	-	N.A.	N.A.	98,41,052
	Vinod Mohan Nair	AJUPN7221R		90,97,524	-	-	90,97,524	3.94	-	-	-	-	3.94	-	-	N.A.	N.A.	90,97,524
	<b>Corporate bodies (Resident)</b>		717	1,55,86,039	-	-	1,55,86,039	6.74	-	-	-	-	6.74	-	-	N.A.	N.A.	1,55,24,433
	Globe Fincap Limited	AADCG1099D		37,54,524	-	-	37,54,524	1.62	-	-	-	-	1.62	-	-	N.A.	N.A.	37,54,524
	Trusts		13	15,860	-	-	15,860	0.01	-	-	-	-	0.01	-	-	N.A.	N.A.	15,860
	Foreign national		1	4,175	-	-	4,175	0.00	-	-	-	-	0.00	-	-	N.A.	N.A.	4,175
	Clearing Members		48	3,47,341	-	-	3,47,341	0.15	-	-	-	-	0.15	-	-	N.A.	N.A.	3,47,341
	Hindu Undivided families		861	6,70,008	-	-	6,70,008	0.29	-	-	-	-	0.29	-	-	N.A.	N.A.	6,66,698
	<b>Sub Total (B)(3)</b>		<b>45930</b>	<b>4,36,29,215</b>	-	<b>8,69,350</b>	<b>4,44,98,565</b>	<b>19.25</b>	-	-	-	-	<b>19.25</b>	-	-	<b>N.A.</b>	<b>N.A.</b>	<b>4,09,35,533</b>
	<b>Total public shareholding (B) = (B)(1)+(B)(2)+(B)(3)</b>		<b>45999</b>	<b>9,90,10,121</b>	-	<b>8,69,350</b>	<b>9,98,79,471</b>	<b>43.20</b>	-	-	-	-	<b>43.20</b>	-	-	<b>N.A.</b>	<b>N.A.</b>	<b>9,62,64,149</b>

No. of unclaimed shares which are yet to be transferred to demat unclaimed suspense account

195205

No. of shareholders

1495

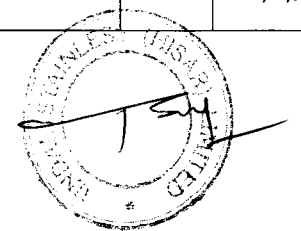


Table IV - Statement showing shareholding pattern of Non promoter - Non public shareholder

	Category and name of the shareholder	PAN	No. of share holders	No. of fully paid up equity shares held	No. of partly paid-up equity shares held	No. of shares underlying Depository Receipts	Total nos. of shares held	Share holding as a % of total no. of shares (calculated as per SCRR, 1957)	Number of voting Rights held in each calss of securities			No. of shares underlying outstanding convertible securities (including warrants)	Share holding as a % assuming full conversion of convertible securities (as a % of diluted share capital)	No. of locked in shares		No. of shares pledged		No. of equity shares held in dematerialised form
									No. of voting rights	Total as a % of (A+B+C)				No. (a)	as a % of total shares held (b)	No. (a)	as a % of total shares held (b)	
(I)	(II)		(III)	(IV)	(V)	(VI)	(VII) = IV+V+VI	As a % of (A+B+C)	Class - x	Class - y	Total	(x)	(XI) = (VII+(X) as a % of (A+B+C2)	(XII)	(XIII)	(XIV)		
1	Custodian / DR Holder	-	-	-	-	-	-	-	-	-	-	-	-	-	-	-	-	-
(a)	Name of RD Holder (if any)	-	-	-	-	-	-	-	-	-	-	-	-	-	-	-	N.A.	N.A.
2	Employees benefit trust (under SEBI (Share based employee benefit) Regulations, 2014	-	-	-	-	-	-	-	-	-	-	-	-	-	-	-	N.A.	N.A.
	<b>Total non promoter - non public shareholding (C) = (C)(1)+(C)(2)</b>	-	-	-	-	-	-	-	-	-	-	-	-	-	-	-	-	-

A handwritten signature in black ink is written over a circular stamp. The stamp contains some illegible text, possibly a company name or official seal.