



April 19, 2016

National Stock Exchange of India Ltd. "Exchange Plaza", C-1, Block G, Bandra-Kurla Complex, Bandra (E), Mumbai - 400 051 cmlist@nse.co.in Security Code: JSLHISAR	BSE Ltd. Phiroze Jeejeebhoy Towers, Dalal Street, Mumbai - 400 001 corp.relations@bseindia.com Security Code: 539597
---	---

Sub: Submission of Shareholding pattern in compliance with Regulation 31(1)(b) of the SEBI (Listing Obligations and Disclosure Requirement) Regulations, 2015

Dear Sir,

In terms of the provisions of Regulation 31(1)(b) of the SEBI (Listing Obligation and Disclosure Requirement) Regulations, 2015, please find attached herewith shareholding pattern of the Company for the quarter ended on 31st March, 2016.


You are requested to kindly take the same on record.

Thanking you.

Yours sincerely,

For Jindal Stainless (Hisar) Limited


(Bhartendu Harit)
Company Secretary



Encl.: As mentioned above



Jindal Stainless (Hisar) Limited

CIN: U27205HR2013PLC049963--- L27205HR2013PLC049963

Corporate Office: Jindal Centre, 12, Bhikaji Cama Place, New Delhi - 110 066, India

Registered Office: O.P. Jindal Marg, Hisar - 125005(Haryana), India

T: +91-1662-222471-83, F: +91-1662-220499

E: info.@jslhsr.com, W: www.jindalstainless.com

**Disclosure of holding of specified securities and holding of specified securities in dematerialised form
{Pursuant to Reg.31 of SEBI (Listing obligation and Disclosure Requirement) Regulation, 2015}**

- | | | |
|---|--|----------------------------------|
| 1 | Name of the Company | Jindal Stainless (Hisar) Limited |
| 2 | Scrip Code | N.A. |
| 3 | Shareholding pattern filed under Regulation 31(1)(a) / Reg.31(1)(b) / Reg.31(1)(c) | 31(1)(b) |
| | a. If under regulation 31(1)(b) then indicate the report for the quarter ending | 31st March, 2016 |
| | b. If under regulation 31(1)(c) then indicate date of allotment / extinguishment | N.A. |

4	Declaration	*YES / *NO
	Whether the listed entity has issued any partly paid up shares ?	No
	Whether the listed entity has issued any convertible securities or warrants ?	Yes
	Whether the listed entity has any shares against which depository receipts are issued ?	Yes
	Whether the listed entity has any shares in locked in ?	Yes
	Whether the shares held by promoters are pledged or otherwise encumbered	Yes

*If the Listed Entity selectsthe option 'No' for the questions above,the columns for the partly paid up shares, Outstanding Convertible Securities/Warrants, depository receipts, locked-in shares, No of shares pledged or otherwise encumbered by promoters, as applicable, shall not be displayed at the time of dissemination on the Stock Exchange website. Also wherever there is 'No' declared by Listed Entity in above table the values will be considered as 'Zero' by default on submission of the format of holding of specified securities.

5 The tabular format for disclosure of holding of specified securities is as follows:




Table I - Summary statement holding of specified securities

Category	Category of shareholder	No. of share holders	No. of fully paid up equity shares held	No. of partly paid-up equity shares held	No. of shares underlying Depository Receipts	Total nos. of shares held	Shareholding as a % of total no. of shares (calculated as per SCRR, 1957)	Number of voting Rights held in each class of securities			Total as a % of (A+B+C)	No. of shares underlying outstanding convertible securities (including warrants)	Shareholding as a % assuming full conversion of convertible securities (as a % of diluted share capital)	No. of locked in shares	No. of shares pledged	No. of equity shares held in dematerialised form	
(i)	(ii)	(iii)	(iv)	(v)	(vi)	(vii) = iv+v+vi	As a % of (A+B+C)	Class - x	Class - y	Total	(A+B+C)	(x)	(xi) = (vii)+(x) as a % of (A+B+C2)	(a) total shares held (b)	(a) total shares held (b)	(xiv)	
(A)	Promoter & promoter group	47	11,45,70,990	-	1,67,34,984	13,13,05,974	56.80	13,13,05,974	-	13,13,05,974	56.80	56.80	2,65,60,440	20.23	7,88,56,625	60.06	13,13,05,974
(B)	Public	46024	9,99,10,121	-	8,69,350	9,98,79,471	43.20	9,98,79,471	-	9,98,79,471	43.20	43.20	-	-	N.A.	N.A.	9,62,91,699
(C)	Non promoter non public	-	-	-	-	-	-	-	-	-	-	-	-	-	N.A.	N.A.	-
(C1)	Shares underlying DRS	-	-	-	-	-	N.A.	-	-	-	N.A.	-	-	-	N.A.	N.A.	-
(C2)	Shares held by Employee trust	-	-	-	-	-	-	-	-	-	-	-	-	-	N.A.	N.A.	-
	TOTAL	46071	21,35,81,111	-	1,76,04,334	23,11,85,445	100.00	23,11,85,445	-	23,11,85,445	100.00	100	2,65,60,440	100.00	7,88,56,625	60.06	22,75,97,673

Note:

On 30th March, 2016, the Company had issued 6.25 crores nos. of Compulsory Convertible Warrants (CCW) of Rs. 2/- each to JSIL Limited and 6.25 crores nos. of CCW to Jindal Infrastructure and Utilities Limited, being the Promoter Group entities on preferential basis. Since the price of the Equity Shares to be allotted on conversion of the above CCW will be ascertained only when the holders of these warrants will become entitled to apply for Equity Shares, therefore, it is presently not possible to mention the actual number of underlying shares to be issued upon conversion of CCW and % holding based on total diluted share / voting capital of the target company.




Table 1 - Statement showing shareholding pattern of the Promoter and Promoter Group

(i)	(ii)	(iii)	(iv)	(v)	(vi)	(vii) = iv+v+vi	Share holding as a % of Total (calculated as per SCRR, 1957)	Number of voting Rights held in each class of securities			No. of shares underlying convertible securities (including warrants)	Share holding as a % of diluted share	(xi) = (vii+(x)) as a % of (A+B+C)	No. of locked in shares	No. of shares pledged	(xiv)
								Class - x	Class - y	Total						
No. of voting rights																
1	Indian individuals / HUF	20	40	-	-	40	0.00	40	0.00	-	0.00	-	-	-	40	
(a)	SAROI BHARTIA	AAIPB7610F	900	-	-	900	0.00	900	0.00	-	0.00	-	-	-	900	
	SEENA JAODIA	ACPI6249H	1,550	-	-	1,550	0.00	1,550	0.00	-	0.00	-	-	-	1,550	
	KAMAL KISHORE BHARTIA	AAGPB6148J	11,605	-	-	11,605	0.01	11,605	0.01	-	0.01	-	-	-	11,605	
	URVI JINDAL	AGPPI3837R	11,995	-	-	11,995	0.01	11,995	0.01	-	0.01	-	-	-	11,995	
	TANVI JINDAL	AGCPJ0233G	12,000	-	-	12,000	0.01	12,000	0.01	-	0.01	-	-	-	12,000	
	TARINI JINDAL	AEEPJ0735P	12,175	-	-	12,175	0.01	12,175	0.01	-	0.01	-	-	-	12,175	
	TRIPTI JINDAL	ACPI7608J	12,768	-	-	12,768	0.01	12,768	0.01	-	0.01	-	-	-	12,768	
	NAVEEN JINDAL	AAALP12123N	13,940	-	-	13,940	0.01	13,940	0.01	-	0.01	-	-	-	13,940	
	R K JINDAL & SONS HUF	AACHR8177F	14,390	-	-	14,390	0.01	14,390	0.01	-	0.01	-	-	-	14,390	
	ARTI JINDAL	ACYPI7504Q	69,265	-	-	69,265	0.03	69,265	0.03	-	0.03	-	-	-	69,265	
	DEEPIKA JINDAL	AAFPJ2847R	27,575	-	-	27,575	0.01	27,575	0.01	-	0.01	-	-	-	27,575	
	PARTH JINDAL	AJPI6232H	31,298	-	-	31,298	0.01	31,298	0.01	-	0.01	-	-	-	31,298	
	PRITHVI RAJ JINDAL	AAALP12120R	33,330	-	-	33,330	0.01	33,330	0.01	-	0.01	-	-	-	33,330	
	S K JINDAL AND SONS HUF	AAHPH1426R	43,875	-	-	43,875	0.02	43,875	0.02	-	0.02	-	-	-	43,875	
	SMINU JINDAL	AAAGP1586N	46,910	-	-	46,910	0.02	46,910	0.02	-	0.02	-	-	-	46,910	
	SANGITA JINDAL	AADPI5071E	47,748	-	-	47,748	0.02	47,748	0.02	-	0.02	-	-	-	47,748	
	SAJAN JINDAL	AAOPJ5110D	58,290	-	-	58,290	0.03	58,290	0.03	-	0.03	-	-	-	58,290	
	P R JINDAL HUF	AAEHP7501H	88,573	-	-	88,573	0.04	88,573	0.04	-	0.04	-	-	-	88,573	
	SAVITRI DEVI JINDAL	ACPPJ1030M	1,07,860	-	-	1,07,860	0.05	1,07,860	0.05	-	0.05	-	-	-	1,07,860	
	NAVEEN JINDAL	AAAAH13831J	-	-	-	-	-	-	-	-	-	-	-	-	-	
(b)	Central Govt / State Govt	-	-	-	-	-	-	-	-	-	-	-	-	-	-	
(c)	Financial Institutions / Banks	-	-	-	-	-	-	-	-	-	-	-	-	-	-	
(d)	Any other (Bodies Corporates)	22	31,200	-	-	31,200	0.01	31,200	0.01	-	0.01	-	-	-	31,200	
	ROHIT TOWER BUILDING LTD	AAAACR1224Q	3,47,945	-	-	3,47,945	0.15	3,47,945	0.15	-	0.15	-	-	-	3,47,945	
	NALWA SONS INVESTMENTS LIMITED	AAAADJ734R	4,22,210	-	-	4,22,210	0.18	4,22,210	0.18	-	0.18	-	-	-	4,22,210	
	MEREDITH TRADERS PRIVATE LIMITED	AAAACM3504E	4,60,720	-	-	4,60,720	0.20	4,60,720	0.20	-	0.20	-	-	-	4,60,720	
	JSW HOLDINGS LIMITED	AAAGJ1531E	7,47,290	-	-	7,47,290	0.32	7,47,290	0.32	-	0.32	-	-	-	7,47,290	
	NALWA ENGINEERING CO LTD	AAAGCN0619E	8,11,350	-	-	8,11,350	0.35	8,11,350	0.35	-	0.35	-	-	-	8,11,350	
	ABHINANDAN INVESTMENTS LIMITED	AAACA0372L	8,77,795	-	-	8,77,795	0.38	8,77,795	0.38	-	0.38	-	-	-	8,77,795	
	GOSWAMIS CREDITS & INVESTMENTS LTD	AAAAG2173R	8,86,620	-	-	8,86,620	0.38	8,86,620	0.38	-	0.38	-	-	-	8,86,620	
	RENUKA FINANCIAL SERVICES LTD	AAACR4748M	9,29,730	-	-	9,29,730	0.40	9,29,730	0.40	-	0.40	-	-	-	9,29,730	
	JINDAL REX EXPLORATION PRIVATE LIMITED	AAABR8420H	-	-	-	-	-	-	-	-	-	-	-	-	-	

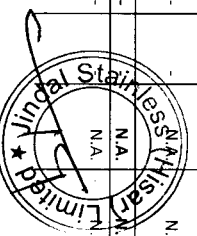


Category and name of the shareholder	PAN	No. of share holders	No. of fully paid up equity shares held	No. of partly paid-up equity shares held	No. of shares underlying Depository Receipts	Total nos. of shares held	Share holding as a % of total shares (calculated as per SCRR, 1957)	Number of voting Rights held in each class of securities	Total as a % of (A+B+C)	No. of shares underlying outstanding convertible securities (including warrants)	Share holding as a % assuming full conversion of convertible securities (as a % of diluted share)	No. of locked in shares	No. of shares pledged	No. of equity shares held in dematerialised form	
(i)	(ii)	(iii)	(iv)	(v)	(vi)	(vii) = IV+V+VI	As a % of (A+B+C)	Class - x Class - y Total	Total as a % of (A+B+C)	(x)	(xi) = (vii)+(x) as a % of (A+B+C)	(xii) as a % of total shares held (b)	(a) as a % of total shares held (b)	(xiv)	
MANVULA FINANCES LTD EVER PLUS SECURITIES AND FINANCE LIMITED	AAACM6990N AAACEZ672H	-	10,12,080 11,57,835	-	-	10,12,080 11,57,835	0.44 0.50	10,12,080 11,57,835	0.44 0.50	-	0.44 0.50	-	10,11,000 11,57,835	99.89 100.00	10,12,080 11,57,835
STAINLESS INVESTMENTS LIMITED	AATCG9433H	-	14,42,895	-	-	14,42,895	0.62	14,42,895	0.62	-	0.62	-	14,42,895	100.00	14,42,895
NALWA INVESTMENTS LIMITED	AAACND171G	-	17,07,110	-	-	17,07,110	0.74	17,07,110	0.74	-	0.74	-	17,07,110	100.00	17,07,110
COLARADO TRADING CO. LTD	AAACCC170E	-	20,74,930	-	-	20,74,930	0.90	20,74,930	0.90	-	0.90	-	20,23,165	97.51	20,74,930
GAGAN TRADING COMPANY LIMITED	AAACG1829Q	-	24,54,295	-	-	24,54,295	1.06	24,54,295	1.06	-	1.06	-	24,49,070	99.79	24,54,295
SIDDESHWARI TRADEX PRIVATE LIMITED	AATCS0974M	-	27,55,890	-	-	27,55,890	1.19	27,55,890	1.19	-	1.19	-	27,55,890	100.00	27,55,890
MANSAAROVER INVESTMENTS LIMITED	AAACMD211C	-	37,97,210	-	-	37,97,210	1.64	37,97,210	1.64	-	1.64	-	37,97,210	100.00	37,97,210
HEXA SECURITIES AND FINANCE CO LTD	AABC0H944A	-	49,31,175	-	-	49,31,175	2.13	49,31,175	2.13	-	2.13	-	49,27,470	99.92	49,31,175
VRINDAVAN SERVICES PRIVATE LIMITED	AAACV8987C	-	49,46,705	-	-	49,46,705	2.14	49,46,705	2.14	-	2.14	-	49,46,705	100.00	49,46,705
JINDAL STRIPS LIMITED	AABGN7155K	-	53,14,090	-	-	53,14,090	2.30	53,14,090	2.30	-	2.30	-	53,14,090	100.00	53,14,090
JINDAL EQUIPMENT LEASING AND CONSULTANCY SERVICES LTD	AAACIO091P	-	57,35,555	-	-	57,35,555	2.48	57,35,555	2.48	-	2.48	-	57,35,555	100.00	57,35,555
SUN INVESTMENTS PVT LIMITED	AAACS0389M	-	92,96,780	-	-	92,96,780	4.02	92,96,780	4.02	-	4.02	-	92,95,270	99.98	92,96,780
Total (A)(1)		42	5,27,87,497	-	-	5,27,87,497	22.83	5,27,87,497	22.83	-	22.83	-	5,18,40,855	98.21	5,27,87,497
2 Foreign Individuals (Non resident individuals / Foreign individuals)		3	74,24,148 76,725 22,180	-	-	74,24,148 76,725 22,180	3.21 0.03 0.01	74,24,148 76,725 22,180	3.21 0.03 0.01	-	3.21 0.03 0.01	-	74,24,148 76,725 22,180	-	74,24,148 76,725 22,180
(a) RATAN JINDAL SARIKA JHUNJHUKWALA ABHUYADY JINDAL	AASP0852D AGFPJ724N AIEPJ431J	-	74,24,148 76,725 22,180	-	-	74,24,148 76,725 22,180	3.21 0.03 0.01	74,24,148 76,725 22,180	3.21 0.03 0.01	-	3.21 0.03 0.01	-	74,24,148 76,725 22,180	-	74,24,148 76,725 22,180
(b) Government		-	-	-	-	-	-	-	-	-	-	-	-	-	-
(c) Institutions		-	-	-	-	-	-	-	-	-	-	-	-	-	-
(d) Foreign portfolio Investor		-	-	-	-	-	-	-	-	-	-	-	-	-	-
(e) Any other (foreign bodies corporates)		2	2,65,60,440	-	-	2,65,60,440	11.49	2,65,60,440	11.49	-	11.49	-	2,65,60,440	60.80	2,65,60,440
(f) ISI OVERSEAS LIMITED ISI OVERSEAS HOLDING LTD	AAADC12586N AABCG9951D	-	2,65,60,440 2,77,00,000	-	-	2,65,60,440 2,77,00,000	11.49 19.22	2,65,60,440 2,77,00,000	11.49 19.22	-	11.49 19.22	-	2,65,60,440 2,77,00,000	60.80 77.51	4,44,34,984 5,24,00,000
Sub Total (A)(2)		5	6,17,83,493	-	-	6,17,83,493	33.96	6,17,83,493	33.96	-	33.96	-	6,17,83,493	34.41	6,17,83,493
Total shareholding of promoter and promoter group (A) = (A)(1)+(A)(2)		47	11,45,70,990	-	-	11,45,70,990	56.80	11,45,70,990	56.80	-	56.80	-	11,45,70,990	60.06	11,45,70,990



Table III - Statement showing shareholding pattern of public shareholder

	Category and name of the shareholder	PAN	No. of share holders	No. of fully paid up equity shares held	No. of partly paid-up equity shares held	No. of shares underlying Depository Receipts	Total nos. of shares held	Share holding as a % of total no. of shares (calculated as per SCRR, 1957)	Number of voting rights held in each class of securities			Total as a % of (A+B+C)	No. of shares underlying/ outstanding convertible securities (including diluted share warrants)	Share holding as a % assuming full conversion of convertible securities (as a % of diluted share capital)	No. of locked in shares	No. of shares pledged	No. of equity shares held in dematerialised form	
									Class - x	Class - y	Total							
(i)	(ii)	(iii)	(iv)	(v)	(vi)	(vii) = IV+V+VI	As a % of (A+B+C)	Class - x	Class - y	Total	(X) = (VII)+(X) as a % of (A+B+C2)	(a) as a % of total shares held (b)	(a) as a % of total shares held (b)	(XIV)				
1	Institutions Mutual Funds Reliance Capital Trustee Co. Ltd. A/C Reliance Diversified Power Sector Fund Reliance Capital Trustee Co. Ltd. A/C Reliance Mid & Small Cap Fund																	
(a)		AAATR0090B	21	1,25,22,794 98,43,940	-	-	1,25,22,794 98,43,940	5.42 4.26	1,25,22,794 98,43,940	1,25,22,794 98,43,940	5.42 4.26	-	-	N.A. N.A.	N.A. N.A.	N.A. N.A.	1,25,08,494 98,43,940	
(b)	Venture Capital Fund																	
(c)	Alternate Investment Fund																	
(d)	Foreign venture capital investor																	
(e)	Foreign portfolio investor		9	4,02,85,158 1,03,01,711 36,09,070	-	-	4,02,85,158 1,03,01,711 36,09,070	17.43 4.46 1.56	4,02,85,158 1,03,01,711 36,09,070	4,02,85,158 1,03,01,711 36,09,070	17.43 4.46 1.56	-	-	N.A. N.A. N.A.	N.A. N.A. N.A.	N.A. N.A. N.A.	4,02,85,158 1,03,01,711 36,09,070	
(f)	Hypnos Fund limited	AACCH6785N																
(g)	Abulia Investment Fund Ltd	AAHCA3597Q																
(h)	ELM PARK FUND LIMITED	AACCE7277L																
(i)	CITIGROUP GLOBAL MARKETS MAURITIUS PRIVATE LIMITED	AAFC33274C																
	INDIA MAX INVESTMENT FUND	AABCI5500R																
	Financial Institutions / Banks		28	2,27,081	-	-	2,27,081	0.10	2,27,081	2,27,081	0.10	-	-	N.A.	N.A.	N.A.	2,04,521	
	Insurance Companies		3	24,24,934	-	-	24,24,934	1.05	24,24,934	24,24,934	1.05	-	-	N.A.	N.A.	N.A.	24,24,934	
	Provident funds / pension funds		-	-	-	-	-	-	-	-	-	-	-	N.A.	N.A.	N.A.	-	
	Any other (Foreign Institutional Investors)		5	13,740	-	-	13,740	0.01	13,740	13,740	0.01	-	-	N.A.	N.A.	N.A.	-	
	Sub Total (B)(1)		66	5,54,73,707			5,54,73,707	24.00	5,54,73,707	5,54,73,707	24.00			24.00			5,54,23,107	
2	Central government / state government / President of Indis																	



Name of the shareholder	PAN	No. of shares held	No. of fully paid up equity shares held	No. of partly paid-up equity shares held	No. of underlying Depository Receipts	Total nos. of shares held	Share holding as a % of total no. of shares (calculated as per SCRR, 1957)	Number of voting Rights held in each class of securities			Total as a % of (A+B+C)	No. of shares underlying outstanding convertible securities (including warrants)	Share holding as a % assuming full conversion of convertible securities (as a % of diluted share capital)	No. of locked in shares		No. of shares pledged		No. of equity shares held in dematerialised form
								Class - X	Class - Y	Total				(a) as a % of total shares held (b)	(a) total shares held (b)	(a) as a % of total shares held (b)		
(i)		-	-	-	-	-	-	-	-	-	-	-	-	-	-	-	-	-
(ii) (holders holding capital upto)		42988	1,65,86,033	-	-	1,65,86,033	7.17	1,65,86,033	-	1,65,86,033	7.17	-	-	-	-	-	-	1,37,28,042
(holders holding capital in excess)		3	4,33,123	-	-	4,33,123	0.19	4,33,123	-	4,33,123	0.19	-	-	-	-	-	-	4,33,123
(held with RBI lists)		-	-	-	-	-	-	-	-	-	-	-	-	-	-	-	-	-
(positories (holding figure)		1	-	-	8,69,350	8,69,350	0.38	8,69,350	-	8,69,350	0.38	-	-	-	-	-	-	8,69,350
(e)																		
Indians		1386	1,04,74,606	-	-	1,04,74,606	4.53	1,04,74,606	-	1,04,74,606	4.53	-	-	-	-	-	-	98,61,816
Nair	AJUPN7221R	665	90,97,524	-	-	90,97,524	3.94	90,97,524	-	90,97,524	3.94	-	-	-	-	-	-	90,97,524
ies (Resident)		665	1,53,30,702	-	-	1,53,30,702	6.63	1,53,30,702	-	1,53,30,702	6.63	-	-	-	-	-	-	1,52,69,311
imited	AADCG1099D	14	61,49,224	-	-	61,49,224	2.66	61,49,224	-	61,49,224	2.66	-	-	-	-	-	-	61,49,224
al		1	17,870	-	-	17,870	0.01	17,870	-	17,870	0.01	-	-	-	-	-	-	17,870
orate Bodies		2	4,175	-	-	4,175	0.00	4,175	-	4,175	0.00	-	-	-	-	-	-	4,175
orate Bodies		25	1,690	-	-	1,690	0.00	1,690	-	1,690	0.00	-	-	-	-	-	-	-
ers		25	47,749	-	-	47,749	0.02	47,749	-	47,749	0.02	-	-	-	-	-	-	47,749
ed Families		873	6,40,466	-	-	6,40,466	0.28	6,40,466	-	6,40,466	0.28	-	-	-	-	-	-	6,37,156
1)		45958	4,35,36,414	-	8,69,350	4,44,05,764	19.21	4,44,05,764	-	4,44,05,764	19.21	-	-	-	-	-	-	4,08,68,592
areholding (b) = b(3)		46024	9,90,10,121	-	8,69,350	9,98,79,471	43.20	9,98,79,471	-	9,98,79,471	43.20	-	-	-	-	-	-	9,62,91,699

193675

ed shares which transferred to red suspense

lders

1492




Table IV - Statement showing shareholding pattern of Non promoter - Non public shareholder

Category and name of the shareholder	PAN	No. of share holders	No. of fully paid up equity shares held	No. of partly paid-up equity shares held	No. of underlying Depository Receipts	Total nos. of shares held	Share holding as a % of total no. of shares (calculated as per SCRR, 1957)	Number of voting Rights held in each class of securities			No. of shares underlying convertible securities (including warrants)	Share holding as a % assuming full conversion of convertible securities (as a % of diluted share capital)	No. of locked in shares	No. of shares pledged	No. of equity shares held in dematerialised form	
								Class - x	Class - y	Total						
(i)	(ii)	(iii)	(iv)	(v)	(vi)	(vii) = IV+V+VI	As a % of (A+B+C)	Class - x	Class - y	Total	(x)	(xi) = (vii)-(x) as a % of (A+B+C2)	(a) as a % of total shares held (b)	(a) as a % of total shares held (b)	(xiv)	
1 (a) Custodian / DR Holder Name of RD Holder (if any) Employees benefit trust (under SEBI (Share based employee benefit) Regulations, 2014		-	-	-	-	-	-	-	-	-	-	-	-	N.A. N.A. N.A.	N.A. N.A. N.A.	-
2 (a) SEBI (Share based employee benefit) Regulations, 2014		-	-	-	-	-	-	-	-	-	-	-	-	N.A. N.A. N.A.	N.A. N.A. N.A.	-
Total non promoter - non public shareholding (C) = (C)(1)+(C)(2)		-	-	-	-	-	-	-	-	-	-	-	-	-	-	-

